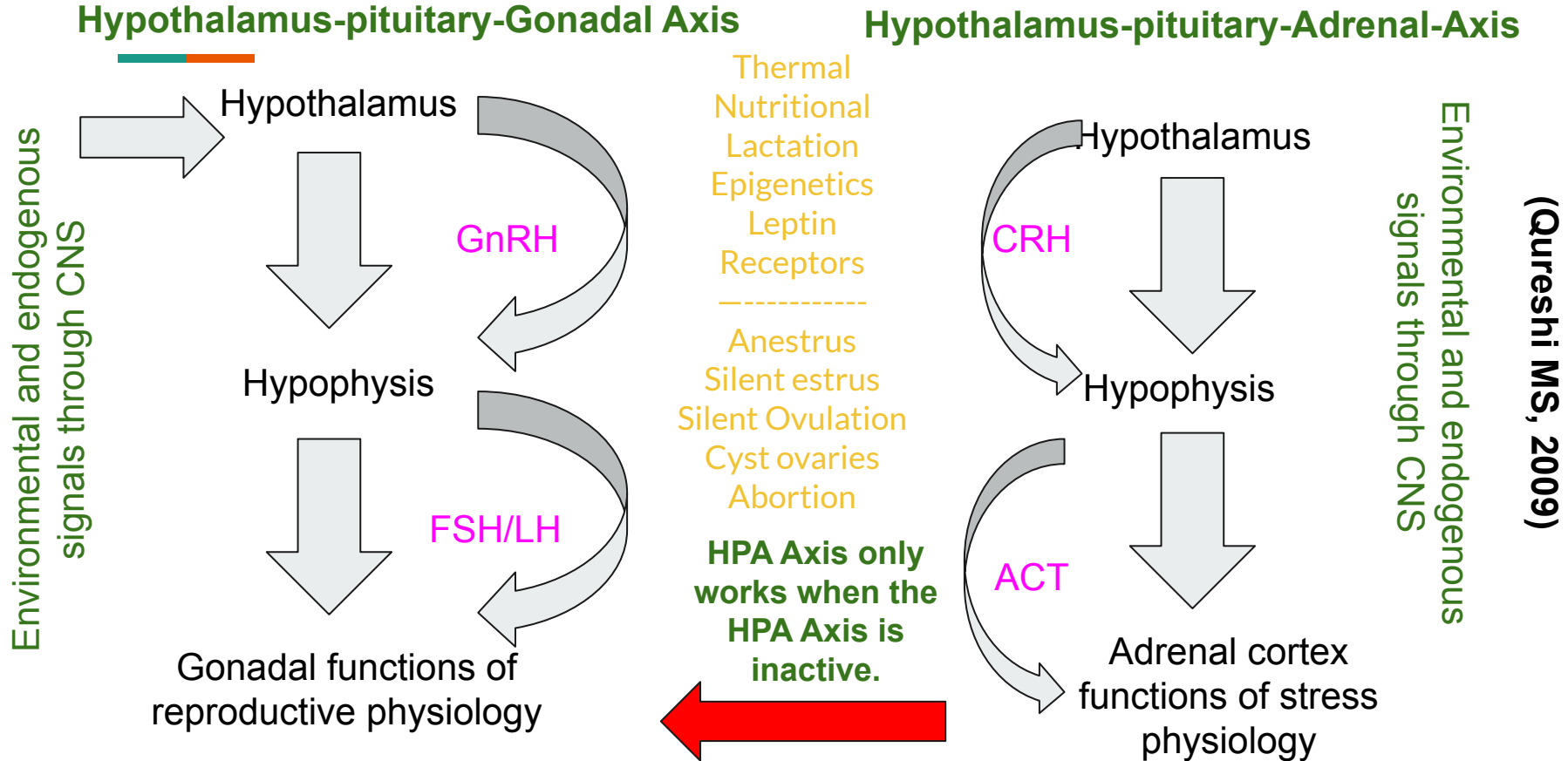


Stress-Reproduction Relationship in Domestic Livestock and Poultry under the Subtropical Environment

Prof M Subhan Qureshi
President Dairy Science Park
drmsqureshi@gmail.com

(Presented at the: 2022 China Fuyang International Symposium on Reproduction and Health; Dec 17; Fuyang Normal University)

Reproduction and Stress Axes work alternatively



Seasonality of breeding in Nili-Ravi dairy buffaloes - Nutritional Factors

- Buffaloes shows a seasonal pattern of breeding, autumn/winter being normal (NBS) and spring low breeding season (LBS) (Qureshi et al, 1999).
- Seasonality is caused by changing thermal stress, fodders availability and daylight.
- LBS showed lower progesterone levels associated with summer infertility and CP/ME ratio.
- Onset of breeding season was associated with higher intake of ME, Zn, and Ca and lower intake of CP, Mg, P and Cu.
- Higher milk production in the NBS calving buffaloes was associated with better reproductive performance probably due to better utilization of the excess intake of crude proteins than the low yielders.

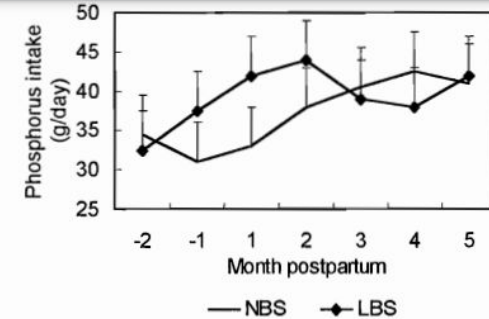


Figure 1. Phosphorus intake in normal (NBS) and low breeding season calving (LBS) buffaloes various months post-partum

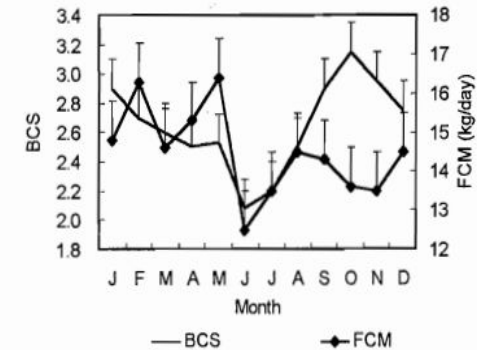


Figure 4. Annual pattern of body condition score (BCS) and 4% fat-corrected milk production (FCM) in buffaloes

Progesterone pattern and associated factors with summer infertility

- Onset of breeding season (OBS) commenced during August and went up to January.
- OBS was associated with decreasing atmospheric temperature, increasing body condition score and milk production, high serum glucose levels, lower serum urea, protein, Ca and Mg.
- Low postpartum reproductive performance in dairy buffaloes during LBS was primarily due to inadequate functioning of the corpus luteum in secreting optimum concentrations of progesterone (Qureshi et al, 2000).
- The higher incidence of silent estrus during LBS indicated improved management for the detection of estrus.

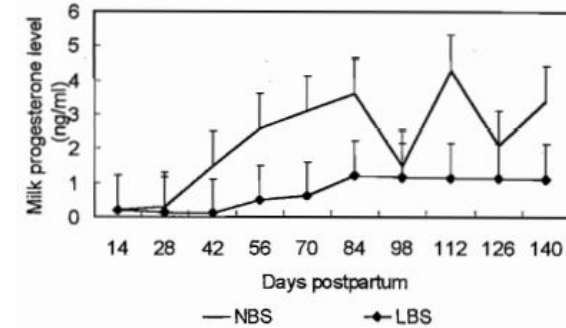


Figure 1. Milk progesterone levels at various postpartum intervals in normal (NBS) and low breeding season calvers (LBS) ($p < 0.01$)

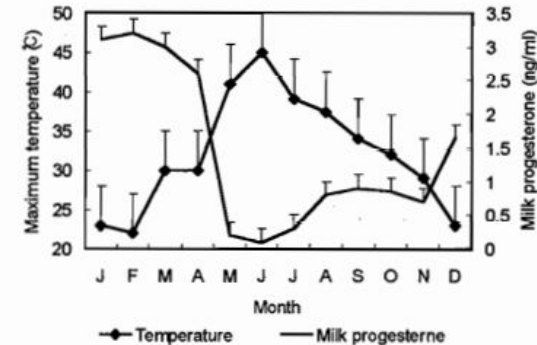


Figure 2. Annual maximum ambient temperature and milk progesterone concentration in buffaloes

Protein toxicity in perurban dairies

- Excess intake of crude protein, associated with increasing serum urea levels, may lead to delayed postpartum ovarian activity in Nili-Ravi buffaloes under field conditions (Qureshi et al, 2002).
- Low energy intake associated with poor body condition of buffaloes (BCS<2.75), may be a key factor for low reproductive efficiency in the animals.
- A very narrow ratio of CP/ME support estrous activities.
- Increasing milk production removes the toxic effects of excess intake of crude protein, resulting in higher levels of serum urea, an energy consuming process. Peri-urban uneducated farmers feed higher quantities of oil cakes with an intention to enhance milk yield.
- Improving the pre- and postpartum nutrition of such animals is likely to overcome the problem.

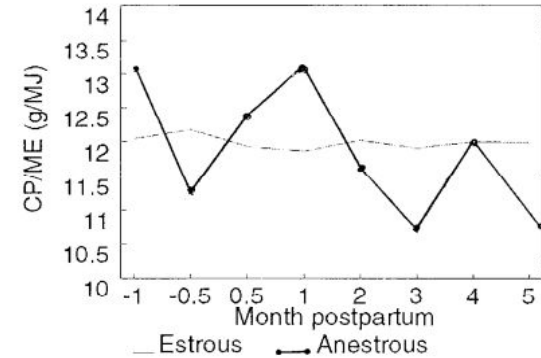


Figure 3. Ratio of crude protein/metabolizable energy intake (CP/ME) in estrous and anestrous buffaloes during various postpartum months (PMO)

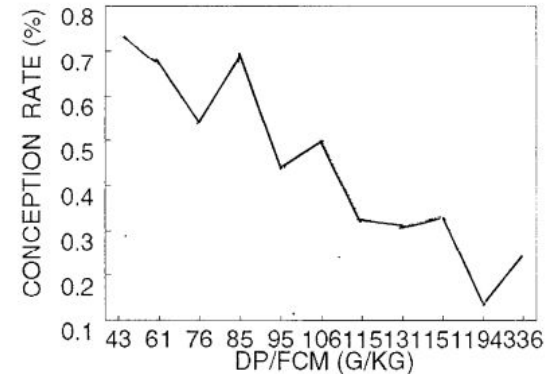
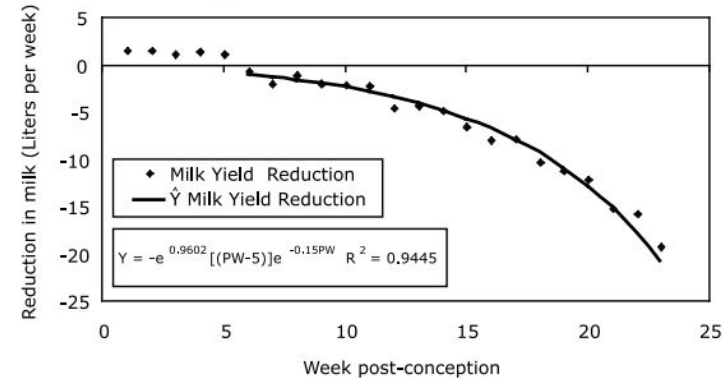


Figure 4. Relationship of degradable protein intake/4% fat-corrected milk production ratio (DP/FCM) with conception rate (CR%) in buffaloes

Pregnancy depresses milk yield in Dairy Buffaloes

- The buffaloes of India and Pakistan are dairy type; named River buffaloes by Macgregor (1939) but our group has used the word Dairy buffaloes (Qureshi, et al., 1999).
- China has introduced dairy characteristics in their swamp buffaloes through crossbreeding with dairy buffaloes from India and Pakistan (Borghese, 2006).
- Production of average fat corrected milk has been reported to be 15.31 and 13.55 kg/day in the normal and low breeding seasons ($P < 0.01$; Qureshi, et al., 1999), ranging from 2 to 35 kg/day.
- This study (Qureshi et al, 2007) concluded that an earlier pregnancy in in drastic decline in milk yield at an earlier stage.
- The dairy buffaloes do not produce on their own cost and manifests an decline in milk yield with the onset of pregnancy.
- The buffaloes conceiving at an earlier stage of lactation were also good milk producer.

Figure 2. Change in milk yield with the advancement of pregnancy in dairy buffaloes at small-sized private farms.



Effect of suckling and use of oxytocin

- Suckling is commonly used as a stimulus for milk let down under conventional farming in the northwest frontier province (NWFP) of Pakistan, while oxytocin is used for milk let down when a calf dies at a young age (Qureshi, 1995).
- A study (Qureshi et al, 2008) concluded that a lower reproductive efficiency of dairy buffaloes under the peri-urban farming system was reflected by ovarian cyclicity in 68.63% buffaloes within 150 days postpartum and silent estrus in 51.5% of the cases.
- Buffaloes needed a stronger premilking stimulation through suckling and use of oxytocin injections.
- Increasing suckling duration and use of oxytocin delays postpartum ovulation, however, POI is shortest in buffaloes suckled for one month.
- The high yielding buffaloes also manifested better reproductive cyclicity; while moderate yielder showed shorter ovulation intervals and higher conception rate

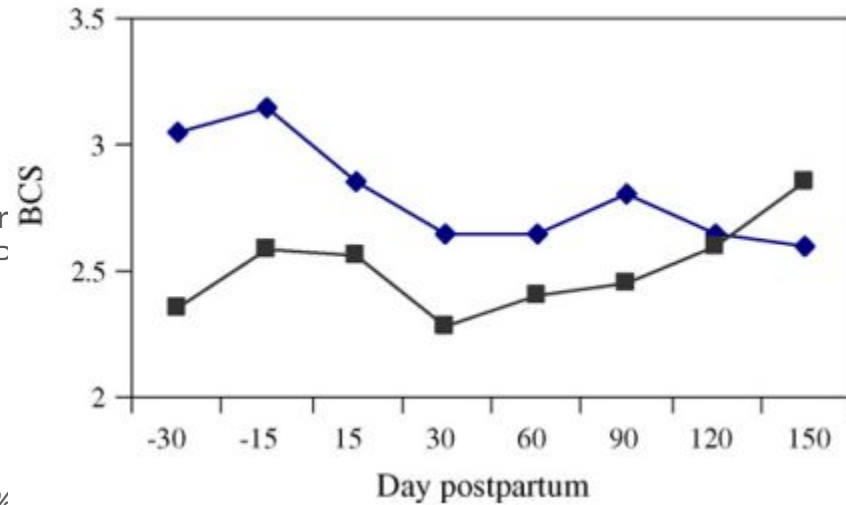


Fig. 1. Postpartum body condition score of estrous and anestrous buffaloes (not assuming estrus up to 15 days postpartum.)

Zinc as antioxidant in semen extenders

- There is a strong relationship between essential elements and spermatogenesis. Zinc (Zn) is found in high amount in male reproductive tract and semen (Chia et al. 2000).
- Our results (Hafez xxx) indicated that semen volume and sperm motility increased significantly ($p < 0.05$) in treated groups compared with control.
- In group 3, SOD and GPx concentration increased significantly ($p < 0.05$), without affecting AST and ALT concentration (Table 2)
- Based on the findings present results, it is suggested that zinc sulphate at the rate of 100 mg/buck/day was an optimum dose to improve semen volume, motility and seminal plasma antioxidants (SOD, GPx) in Beetal bucks.

Table 2. Mean \pm SE seminal plasma enzyme concentration of control and treated male Beetal bucks

Parameters	Group 1	Group 2	Group 3	Group 4
SOD (per cent inhibition)	6.40 \pm 0.24 ^c	7.40 \pm 0.25 ^b	10.22 \pm 0.11 ^a	7.65 \pm 0.13 ^b
GPx (mU/ml)	10.22 \pm 0.16 ^d	13.39 \pm 0.90 ^c	22.15 \pm 0.11 ^a	19.96 \pm 1.13 ^b
AST (U/l)	70.14 \pm 0.11	68.13 \pm 0.06	65.68 \pm 0.28	68.12 \pm 0.01
ALT (U/l)	62.68 \pm 0.08	69.63 \pm 0.08	69.44 \pm 0.09	68.96 \pm 0.03

ALT, Alanine aminotransferase; AST, Aspartate aminotransferase; GPx, Glutathione peroxidase; SOD, Superoxide dismutase.

Group 1–4: Dietary supplementation of zinc at the rate of 0, 50, 100 and 200 mg/buck/day, respectively.

Mean value having different superscript within the same row differ significantly ($p < 0.05$).

Overcoming stress in crossbred cattle

- Heat stress occurs when heat production (the energy necessary for maintenance, production and reproduction) exceeds heat loss to the surrounding environment (Bernabucci et al., 2010).
- Holstein Frisian and crossbred cows showed favorable response (Khan et al, 2016) to vitamin E supplementation suggesting regular feeding of vitamin E to high producing dairy cows.
- Effect of heat stress on reproduction may be minimized through vitamin E supplementation as modulated by progesterone concentration and follicular dynamics in the present experiment.

Table II.- Different stress and reproductive parameters (Mean±SE) from different dairy cattle breeds as affected by vitamin E supplementation (n=108).

Breed	Treatment	Cortisol (ng/ml)	HSP-70 (ng/ml)	P ₄ (ng/ml)	Follicle No
Sahiwal	Control	86.49±8.39 ^{cdef}	4.16±0.28 ^{ab}	3.89±0.42 ^{bcde}	1.55±0.24 ^{bc}
	E-20	75.51±8.17 ^{cdef}	2.98±0.40 ^{de}	3.95±0.55 ^{abcd}	1.22±0.14 ^c
	E-40	66.56±6.69 ^f	2.38±0.31 ^e	4.76±0.54 ^a	1.22±0.14 ^c
Achai	Control	98.52±13.45 ^{abcd}	4.08±0.54 ^{abc}	3.08±0.39 ^{cde}	1.44±0.17 ^c
	E-20	92.93±9.94 ^{bcdef}	2.97±0.48 ^{de}	4.28±0.42 ^{abc}	1.44±0.17 ^c
	E-40	68.91±8.30 ^{ef}	2.09±0.24 ^e	5.12±0.71 ^a	1.22±0.14 ^c
Cross-bred	Control	116.62±10.73 ^{ab}	4.48±0.30 ^{ab}	2.69±0.28 ^e	2.11±0.26 ^{ab}
	E-20	95.72±12.65 ^{abcd}	3.07±0.03 ^{cde}	3.18±0.83 ^{cde}	1.66±0.23 ^{abc}
	E-40	73.62±8.05 ^{def}	2.43±0.32 ^e	4.48±0.42 ^{ab}	1.33±0.16 ^c
Holstein-Friesian	Control	120.01±8.53 ^a	5.04±0.47 ^a	2.51±0.30 ^e	2.22±0.32 ^a
	E-20	100.79±8.83 ^{abc}	3.86±0.60 ^{bcd}	3.02±0.28 ^{de}	1.55±0.24 ^{bc}
	E-40	82.67±8.42 ^{cdef}	2.95±0.27 ^{de}	4.17±0.45 ^{abcd}	1.44±0.17 ^c
P- Value	Breed	0.011	0.025	0.034	< 0.05
	Vit-E	< 0.001	< 0.001	< 0.001	< 0.01
	Interaction	0.902	0.998	0.973	0.671

^{a, b, c, d} means with different superscript with in the column are different significantly at p= 0.05
HSP-70, Heat Shock Protein-70; P₄, Progesterone

Overcoming stress in sheep

- Heat stress is one of the major concerns of the livestock industry, which adversely affects their health and productivity.
- From the results of our study (Khan et al, 2017), it was concluded that vitamin E and Se at the present doses improved the physiological, hormonal and antioxidant status in Damani and Balkhi sheep. In addition, Damani sheep were more tolerant to heat stress than Balkhi sheep.

	Progesterone (ng/ml)	FSH (IU/l)	T3 (nmol/l)	T4 (nmol/l)
Breed				
Balkhi	2.38 ± 0.31	0.37 ± 0.02	1.46 ± 0.05	60.66 ± 1.38
Damani	3.18 ± 0.41	0.34 ± 0.02	1.75 ± 0.03	69.84 ± 0.91
<i>P</i> value	<0.11	<0.11	<0.01	<0.01
Group				
Treated	4.62 ± 0.19	0.36 ± 0.03	1.84 ± 0.02 ^a	70.83 ± 0.80 ^a
Control	3.95 ± 0.07	0.35 ± 9.53	1.38 ± 0.03 ^b	59.67 ± 1.19 ^b
<i>P</i> value	<0.01	0.45	<0.01	<0.01
Day				
Day 1	3.03 ± 0.37	0.48 ± 0.03	1.55 ^c ± 0.05	63.50 ^b ± 1.77
Day 14	3.02 ± 0.43	0.32 ± 0.01	1.60 ^b ± 0.06	66.02 ^a ± 1.70
Day 28	3.30 ± 0.51	0.27 ± 0.01	1.67 ^a ± 0.07	66.24 ^a ± 1.82
<i>P</i> value	<0.11	<0.31	<0.01	<0.01
Breed × group	<0.23	<0.64	<0.01	<0.01
Group × day	<0.34	<0.92	<0.01	<0.90
Breed × group × day	0.25	0.53	0.05	0.32

Mean values bearing different superscripts in a column differ significantly ($P < 0.05$)

References

1. Qureshi MS, 1995. **Conventional Buffalo Farming System in NWFP Pakistan**. *Buffalo Bulletin*, 14 (2): 38-41.
2. Qureshi M.S.; G. Habib., H.A. Samad, A. Lodhi, R.H. Usmani, 1999. **Study on factors leading to seasonality of reproduction in dairy buffaloes. II.Non-nutritional factors**. *Asian Aust. J. Anim. Sci.* 12 (7): 1025-1030.
3. Chia I, Ong C, Chua L, Ho M, Tay S, 2000: Comparison of various sperm parameters and plasma zinc concentrations in blood and seminal of fertile and infertile men. *J Androl* 21, 53–57.
4. Qureshi M.S., G. Habib, H.A. Samad, M.M. Siddiqui, N.Ahmad, M. Syed, 2002. **Reproduction-nutrition relationship in dairy buffaloes. I. Effect of intake of protein, energy and blood metabolites levels**. *Asian-Aust. J Anim Sci*, 15(3): 330-339.
5. Qureshi M.S., N.Ahmad, 2008. **Interaction among calf suckling, use of oxytocin, milk production and reproduction in dairy buffaloes**. *Animal Reproduction Science*, 106: 380-392. doi:10.16/j.anireprosci.2007.05.019.
6. Qureshi, M.S., 2009. **Nutritional and Management Support to Reproduction in Dairy Buffaloes**. *Pak J Zool*, Sup. 9: 895-909.
7. Bernabucci, U., Lacetera, N., Baumgard, L.H., Rhoads, R.P., Ronchi, B. and Nardone, A., 2010. Metabolic and hormonal acclimation to heat stress in domesticated ruminants. *Animal*, 4: 1167-1183. Rahman HU, MS Qureshi, R Khan, 2014. **Influence of dietary zinc on semen traits and seminal plasma antioxidant enzymes and trace minerals of Beetal bucks**. *Reproduction in Domestic Animals*, 49 (6), 1004–1007; doi: 10.1111/rda.12422.
8. Qureshi MS, G Habib, G Nawab, MM Siddiwqi, N Ahmad and HA Samad, 2015. **Milk Progesterone Profiles in Various Reproductive States in Dairy Buffaloes under Field Conditions**. *Natl. Sci. Counc. ROC(B)* Vol. 24, No. 2, 2000. pp. 70-75.
9. Khan I, MS Qureshi, S Akhtar, I Ali and Ghufuranullah, 2016. **Fertility Improvement in Cross-Bred Dairy Cows Through Supplementation of Vitamin E as Antioxidant**. *Pakistan Pak J. Zool.*, vol. 48(4): 923-930.
10. Khan S, Qureshi MS and RU Khan, 2017. **The Effect of vitamin E and Selenium on physiological, hormonal and antioxidant status of Damani and Balkhi sheep submitted to heat stress**. *Applied Biological Chemistry*. 60 (6): 585-90.

Thanks and
Welcome to
DSP 2023
at Cholistan
Desert of
Pakistan

6Th
International Conference &
Industrial exhibition on
DAIRY SCIENCE PARK
20-21 MARCH, 2023

VISIT & GET REGISTER AT
[HTTPS://DAIRYSCIENCEPARK.ORG/DSP2023](https://dairysciencepark.org/dsp2023)

CAMELIDS: Parallel Social Enterprise for the Vulnerables

THE ISLAMIA UNIVERSITY BAHAWELPUR,
PAKISTAN

Organizers :

Prof. Dr. Athar Mahboob	(Chief patron)
Prof. Subhan Qureshi	(Conference Chair)
Mr. M.A. Salemm Hashmi	(Co- Chair)
Prof. Dr. Khalid Mansoor	(Secretary General)
Prof. Dr. Illahi Bakhsh Marghazani	(Secretary Technical)

Abstract submission : January 15., 2023
Full Length Paper Submission: January 31, 2023

Email: marghazani76@yahoo.com
c.c : drmsqureshi@gmail.com

Info: +923005877933
+923337896071

Visit & get Register at <https://dairysciencepark.org/dsp2023>